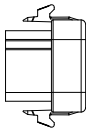
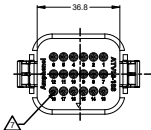
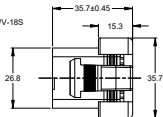
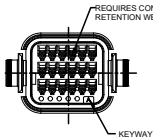
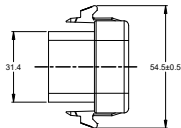


| REVISIONS | | | | | |
|-----------|-----|-------------------|---------|--------|-------|
| REV | ECO | DESCRIPTION | DATE | BY | APPR |
| A1 | - | RELEASE DRAWING | 26JUN18 | RIMON | TOMMY |
| A2 | - | UPDATE NOTES | 19FEB19 | SULLEN | TOMMY |
| A3 | - | UPDATED IP RATING | 11JUN24 | JHEAD | BRETT |



NOTES: UNLESS OTHERWISE SPECIFIED

- SEE SHEET 2 FOR KEY ARRANGEMENTS AND COLORS.
- MATERIAL:
HOUSING: THERMOPLASTIC
SEAL: SILICONE RUBBER, COLOR: YELLOW
- MODIFICATIONS: REDUCED DIAMETER WIRE SEAL
- SPECIFICATIONS:
4.1 CURRENT RATING: 13 AMPS
4.2 OPERATING TEMPERATURE: -55°C TO +125°C
4.3 DIELECTRIC WITHSTANDING VOLTAGE: LESS THAN 2 MILLIAMPS CURRENT LEAKAGE @ 1500 VOLTS AC
4.4 INSULATION RESISTANCE: 1000 MEGOHMS MIN @ 25°C
4.5 MOISTURE RESISTANCE: IP68 (MATED CONDITION)
4.6 MATING CYCLE DURABILITY: 100 CYCLES
4.7 RoHS COMPLIANT

- MATING PART: ATV02-18PX* RECEPTACLE & ATV04-18PX* RECEPTACLE
(X = A,B,C,D KEYS ; * = MODIFICATIONS AND COLORS)

- ALL DIMENSIONS ARE FOR REFERENCE USE ONLY.

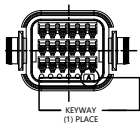
CONTACT SIZE AND REAR SEAL WIRE RANGE:

| CONTACT SIZE | MIN. INSUL O.D. | MAX. INSUL O.D. | TYPICAL WIRE RANGE |
|--------------|----------------------|----------------------|--------------------|
| 16 | 1.12 mm (.044 in) | 2.31 mm (.090 in) | 16 - 22 AWG |

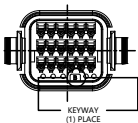
| QUANTITY | SEE SHEET 2 PART NUMBER | DESCRIPTION | ITEM | | | | | | | | | | | | |
|--|----------------------------|--|----------|-------------|----------|----------|------------|---------|-----------------|--------|---------|------|--------|---------|--|
| MATERIALS LIST | | | | | | | | | | | | | | | |
| UNLESS OTHERWISE SPECIFIED: (1) All dimensions are in millimeters. (2) Dimensions are in inches. (3) PL DEC-03-30 Finishes: #184 (4) PL DEC-03-38 (5) Note reference to CONTACT SIZE AND REAR SEAL WIRE RANGE: | | <table border="1"> <thead> <tr> <th>ITEM</th> <th>DESCRIPTION</th> <th>DATE</th> </tr> </thead> <tbody> <tr> <td>1</td> <td>SULLENZANG</td> <td>19FEB19</td> </tr> <tr> <td>2</td> <td>ORILLI</td> <td>19FEB19</td> </tr> <tr> <td>3</td> <td>TOMMYE</td> <td>19FEB19</td> </tr> </tbody> </table> | ITEM | DESCRIPTION | DATE | 1 | SULLENZANG | 19FEB19 | 2 | ORILLI | 19FEB19 | 3 | TOMMYE | 19FEB19 | |
| ITEM | DESCRIPTION | DATE | | | | | | | | | | | | | |
| 1 | SULLENZANG | 19FEB19 | | | | | | | | | | | | | |
| 2 | ORILLI | 19FEB19 | | | | | | | | | | | | | |
| 3 | TOMMYE | 19FEB19 | | | | | | | | | | | | | |
| MATERIAL SPECIFICATIONS | | <p style="text-align: center;">Amphenol</p> <p>Site Systems - www.amphenol-site.com 44724 Morley Drive Clinton Township, MI 48036</p> | | | | | | | | | | | | | |
| PROCESS SPECIFICATIONS | | <p style="text-align: center;">PLUG, 18 PIN, ATV SERIES REDUCED DIAMETER WIRE SEAL</p> | | | | | | | | | | | | | |
| TEST AIDS | | <table border="1"> <thead> <tr> <th>SIZE</th> <th>TYPE</th> <th>REVISION</th> <th>REVISION</th> </tr> </thead> <tbody> <tr> <td>B</td> <td>C-</td> <td>ATV06-18SX-RR01</td> <td>A3</td> </tr> <tr> <td>PROCESS</td> <td>NONE</td> <td></td> <td></td> </tr> </tbody> </table> | SIZE | TYPE | REVISION | REVISION | B | C- | ATV06-18SX-RR01 | A3 | PROCESS | NONE | | | |
| SIZE | TYPE | REVISION | REVISION | | | | | | | | | | | | |
| B | C- | ATV06-18SX-RR01 | A3 | | | | | | | | | | | | |
| PROCESS | NONE | | | | | | | | | | | | | | |

TITLE: PLUG, 18 PIN, ATV SERIES, REDUCED DIAMETER WIRE SEAL
DRAWING: ATV06-18SX-RR01
REV: A3
REV: 1
OF: 2

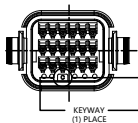
| REVISIONS | | | | | |
|-----------|-----|-------------------|---------|--------|-------|
| REV | ECO | DESCRIPTION | DATE | BY | APPR |
| A1 | - | RELEASE DRAWING | 26JUN18 | RMON | TOMMY |
| A2 | - | UPDATE NOTES | 19FEB19 | SULLEN | TOMMY |
| A3 | - | UPDATED IP RATING | 11JUN24 | JHEAD | BRETT |



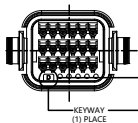
| KEY-A CONFIGURATION | |
|---------------------|-----------------|
| COLOR | PART NUMBER |
| GREY | ATV06-18SA-RR01 |



| KEY-B CONFIGURATION | |
|---------------------|-----------------|
| COLOR | PART NUMBER |
| BLACK | ATV06-18SB-RR01 |



| KEY-C CONFIGURATION | |
|---------------------|-----------------|
| COLOR | PART NUMBER |
| GREEN | ATV06-18SC-RR01 |



| KEY-D CONFIGURATION | |
|---------------------|-----------------|
| COLOR | PART NUMBER |
| BROWN | ATV06-18SD-RR01 |

| SEE CONFIGURATION CHART | | DESCRIPTION | | ITEM |
|--|--|--|--------|-----------|
| QUANTITY | PART NUMBER | MATERIALS LIST | | |
| LINE 8 IS OTHERWISE SPECIFIED: 1) All dimensions are in inches (mm) 2) Tolerances are as follows: 1 PL DEC ±0.30 2 PL DEC ±0.15 3 PL DEC ±0.08 3) Note reference to unless noted. | SUBPART NUMBER DRAWN: SULLENJWG CHECKED: DRONLU APPROVAL: TOMMY XE DATE: 19FEB19 DATE: 19FEB19 DATE: 19FEB19 | Amphenol Site Systems - www.amphenol-site.com 44724 Morley Drive Clinton Township, MI 48035 PLUG, 18 PIN, ATV SERIES REDUCED DIAMETER WIRE SEAL | | |
| MATERIAL SPECIFICATIONS: | CUSTOMER: | THIS DRAWING IS SUPPLIED FOR INFORMATION ONLY. DESIGN FEATURES, SPECIFICATIONS AND PERFORMANCE DATA INDICATED HEREON ARE THE PROPERTY OF THE AMPHENOL CORPORATION. NO RIGHTS OF REPRODUCTION ARE GRANTED. ALL DIMENSIONS ARE SUBJECT TO NORMAL MANUFACTURING VARIATIONS. | | |
| PROCESS SPECIFICATIONS: | REV: B | TYPE: C- | QTY: 2 | ISSUE: A3 |
| REV: 001: | NOTE: NONE | PART: 2 | | OF: 2 |

AT, ATV, AHD, ARB, ARC, DuraMate™ and PanelMate™ Series

Size 16 Contact & Tooling Options

Contacts - Machined

| Part Number | Type | Style | Contact Size | Amp | Wire Range (AWG) | Wire Range (mm ²) | Insulation OD (mm) | Plating | Reel Size | Packaging |
|-------------------|--------|----------|--------------|-----|------------------|-------------------------------|--------------------|---------------|-----------|-----------|
| AT60-215-16141 | Pin | Machined | Size 16 | 13A | 14AWG | - | - | Nickel-Plated | - | - |
| AT60-215-1631 | Pin | Machined | Size 16 | 13A | 14AWG | - | - | Gold-Plated | - | - |
| AT60-202-16NKIT | Pin | Machined | Size 16 | 13A | 16-20AWG | - | - | Nickel-Plated | - | - |
| AT60-202-16141 | Pin | Machined | Size 16 | 13A | 16-20AWG | - | - | Nickel-Plated | - | - |
| AT60-202-1631 | Pin | Machined | Size 16 | 13A | 16-20AWG | - | - | Gold-Plated | - | - |
| AT60-202-16141-22 | Pin | Machined | Size 16 | 13A | 22-24AWG | - | - | Nickel-Plated | - | - |
| AT60-202-1631-22 | Pin | Machined | Size 16 | 13A | 22-24AWG | - | - | Gold-Plated | - | - |
| AT62-209-16141 | Socket | Machined | Size 16 | 13A | 14AWG | - | - | Nickel-Plated | - | - |
| AT62-209-1631 | Socket | Machined | Size 16 | 13A | 14AWG | - | - | Gold-Plated | - | - |
| AT62-201-16NKIT | Socket | Machined | Size 16 | 13A | 16-20AWG | - | - | Nickel-Plated | - | - |
| AT62-201-16141 | Socket | Machined | Size 16 | 13A | 16-20AWG | - | - | Nickel-Plated | - | - |
| AT62-201-1631 | Socket | Machined | Size 16 | 13A | 16-20AWG | - | - | Gold-Plated | - | - |
| AT62-201-16141-22 | Socket | Machined | Size 16 | 13A | 22-24AWG | - | - | Nickel-Plated | - | - |
| AT62-201-1631-22 | Socket | Machined | Size 16 | 13A | 22-24AWG | - | - | Gold-Plated | - | - |

Contacts - Stamped & Formed

| | | | | | | | | | | |
|-----------------|--------|-----|---------|-----|----------|-------------------------|---------------|---------------|-------|-------------|
| AT60-14-0122 | Pin | S&F | Size 16 | 13A | 14-18AWG | 2.0-0.75mm ² | 2.40 - 3.81mm | Nickel-Plated | - | - |
| AT60-14-0122-LP | Pin | S&F | Size 16 | 13A | 14-18AWG | 2.0-0.75mm ² | 2.40 - 3.81mm | Nickel-Plated | - | Loose Piece |
| AT60-14-0144 | Pin | S&F | Size 16 | 13A | 14-18AWG | 2.0-0.75mm ² | 2.40 - 3.81mm | Gold-Plated | - | - |
| AT60-14-0144-LP | Pin | S&F | Size 16 | 13A | 14-18AWG | 2.0-0.75mm ² | 2.40 - 3.81mm | Gold-Plated | - | Loose Piece |
| AT60-16-0122 | Pin | S&F | Size 16 | 13A | 16-18AWG | 1.5-0.75mm ² | 1.91 - 3.55mm | Nickel-Plated | - | - |
| AT60-16-0122-LP | Pin | S&F | Size 16 | 13A | 16-18AWG | 1.5-0.75mm ² | 1.91 - 3.55mm | Nickel-Plated | - | Loose Piece |
| AT60-16-0144 | Pin | S&F | Size 16 | 13A | 16-18AWG | 1.5-0.75mm ² | 1.91 - 3.55mm | Gold-Plated | - | - |
| AT60-16-0144-LP | Pin | S&F | Size 16 | 13A | 16-18AWG | 1.5-0.75mm ² | 1.91 - 3.55mm | Gold-Plated | - | Loose Piece |
| AT60-16-0622 | Pin | S&F | Size 16 | 13A | 16-20AWG | 1.0-0.5mm ² | 1.40 - 2.54mm | Nickel-Plated | - | - |
| AT60-16-0622-LP | Pin | S&F | Size 16 | 13A | 16-20AWG | 1.0-0.5mm ² | 1.40 - 2.54mm | Nickel-Plated | - | Loose Piece |
| AT60-16-0644 | Pin | S&F | Size 16 | 13A | 16-20AWG | 1.0-0.5mm ² | 1.40 - 2.54mm | Gold-Plated | - | - |
| AT60-16-0644-LP | Pin | S&F | Size 16 | 13A | 16-20AWG | 1.0-0.5mm ² | 1.40 - 2.54mm | Gold-Plated | - | Loose Piece |
| AT60-16-0322 | Pin | S&F | Size 16 | 13A | 20-22AWG | 0.5-0.35mm ² | 1.31 - 1.50mm | Nickel-Plated | - | - |
| AT60-16-0344 | Pin | S&F | Size 16 | 13A | 20-22AWG | 0.5-0.35mm ² | 1.31 - 1.50mm | Gold-Plated | - | - |
| AT60-16-0377 | Pin | S&F | Size 16 | 13A | 20-22AWG | 0.5-0.35mm ² | 1.31 - 1.50mm | Tin-Plated | - | - |
| AT60-16-0822 | Pin | S&F | Size 16 | 13A | 20-22AWG | 0.5-0.35mm ² | 1.31 - 1.50mm | Nickel-Plated | 4,000 | - |
| AT60-16-0844 | Pin | S&F | Size 16 | 13A | 20-22AWG | 0.5-0.35mm ² | 1.31 - 1.50mm | Gold-Plated | 4,000 | - |
| AT62-14-0122 | Socket | S&F | Size 16 | 13A | 14-18AWG | 2.0-0.75mm ² | 2.40 - 3.81mm | Nickel-Plated | - | - |
| AT62-14-0122-LP | Socket | S&F | Size 16 | 13A | 14-18AWG | 2.0-0.75mm ² | 2.40 - 3.81mm | Nickel-Plated | - | Loose Piece |
| AT62-14-0144 | Socket | S&F | Size 16 | 13A | 14-18AWG | 2.0-0.75mm ² | 2.40 - 3.81mm | Gold-Plated | - | - |
| AT62-14-0144-LP | Socket | S&F | Size 16 | 13A | 14-18AWG | 2.0-0.75mm ² | 2.40 - 3.81mm | Gold-Plated | - | Loose Piece |
| AT62-16-0122 | Socket | S&F | Size 16 | 13A | 16-18AWG | 1.5-0.75mm ² | 1.91 - 3.55mm | Nickel-Plated | - | - |
| AT62-16-0122-LP | Socket | S&F | Size 16 | 13A | 16-18AWG | 1.5-0.75mm ² | 1.91 - 3.55mm | Nickel-Plated | - | Loose Piece |
| AT62-16-0144 | Socket | S&F | Size 16 | 13A | 16-18AWG | 1.5-0.75mm ² | 1.91 - 3.55mm | Gold-Plated | - | - |

AT, ATV, AHD, ARB, ARC, DuraMate™ and PanelMate™ Series

Size 16 Contact & Tooling Options, cont.

Contacts - Stamped & Formed, cont.

| Part Number | Type | Style | Contact Size | Amp | Wire Range (AWG) | Wire Range (mm ²) | Insulation OD (mm) | Plating | Reel Size | Packaging |
|-----------------|--------|-------|--------------|-----|------------------|-------------------------------|--------------------|---------------|-----------|-------------|
| AT62-16-0144-LP | Socket | S&F | Size 16 | 13A | 16-18AWG | 1.5-0.75mm ² | 1.91 - 3.55mm | Gold-Plated | - | Loose Piece |
| AT62-16-0622 | Socket | S&F | Size 16 | 13A | 16-20AWG | 1.0-0.5mm ² | 1.40 - 2.54mm | Nickel-Plated | - | - |
| AT62-16-0622-LP | Socket | S&F | Size 16 | 13A | 16-20AWG | 1.0-0.5mm ² | 1.40 - 2.54mm | Nickel-Plated | - | Loose Piece |
| AT62-16-0644 | Socket | S&F | Size 16 | 13A | 18-20AWG | 1.0-0.5mm ² | 1.40 - 2.54mm | Gold-Plated | - | - |
| AT62-16-0644-LP | Socket | S&F | Size 16 | 13A | 18-20AWG | 1.0-0.5mm ² | 1.40 - 2.54mm | Gold-Plated | - | Loose Piece |
| AT62-16-0822 | Socket | S&F | Size 16 | 13A | 20-22AWG | 0.5-0.35mm ² | 1.31 - 1.50mm | Nickel-Plated | 4,000 | - |
| AT62-16-0844 | Socket | S&F | Size 16 | 13A | 20-22AWG | 0.5-0.35mm ² | 1.31 - 1.50mm | Gold-Plated | 4,000 | - |

Tooling

| Part Number | Tool Name | Style | Contact Size | Wire Range (AWG) | Material | Color |
|------------------|--|-----------|---------------|------------------|---------------|---------|
| AUTK-16 | Hand Crimp Tool | Machined | Size 16 | - | - | - |
| AUTK-100 | Universal Heavy Duty Contact Crimping Tool Kit | Machined | Size 12/16/20 | 12-26AWG | - | - |
| CA-5D12 | Universal Hand Crimp Tool | Machined | Size 12/16/20 | 12-26AWG | - | - |
| CA-5E12 | Pneumatic Crimp Tool | Machined | Size 12/16/20 | 12-26AWG | - | - |
| MFX-3950-G or K | Crimp Die Press Applicator | S&F | Size 16 | 18-20AWG | - | - |
| MFX-3953-G or K | Crimp Die Press Applicator | S&F | Size 16 | 16-18AWG | - | - |
| MFX-3975-G or K | Crimp Die Press Applicator | S&F | Size 16 | 14-16AWG | - | - |
| MFX-3990 | Crimp Die | S&F | Size 16 | 20-22AWG | - | - |
| ATT-16-00 | Hand Crimp Tool | S&F | Size 16 | 14-16AWG | - | - |
| ATT-16-01 | Hand Crimp Tool | S&F | Size 16 | 18-20AWG | - | - |
| ATT-1612-03 | Hand Crimp Tool | S&F | Size 12/16 | 20-22AWG | - | - |
| ATRT-100 | Contact and Wedgelock Extraction Tool | Universal | Universal | - | Steel | Silver |
| AT11-310-1605 | Contact Extraction Tool | Universal | Size 16 | - | Plastic | Lt Blue |
| A114017 | Seal Plug | Universal | Size 12/16 | - | Thermoplastic | White |
| A114017-SR | Seal Plug | Universal | Size 16 | - | Thermoplastic | Black |
| AT13-217-1605 | Locking Seal Plug | Universal | Size 16 | - | Thermoplastic | Grey |
| AT13-217-1605-SR | Locking Seal Plug | Universal | Size 16 | - | Thermoplastic | Red |