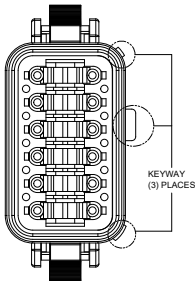
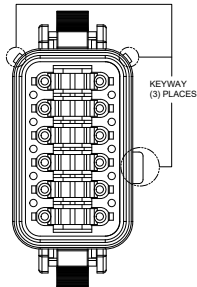




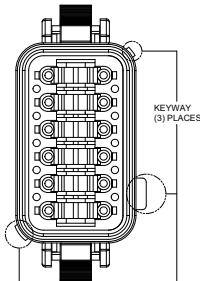
P/N AT06-12SA  
KEY-A CONFIGURATION  
STANDARD COLOR: GREY



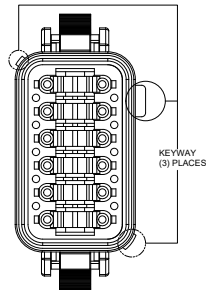
P/N AT06-12SB  
KEY-B CONFIGURATION  
STANDARD COLOR: BLACK



P/N AT06-12SC  
KEY-C CONFIGURATION  
STANDARD COLOR: GREEN



P/N AT06-12SD  
KEY-D CONFIGURATION  
STANDARD COLOR: BROWN



KEY-A CONFIGURATION	
COLOR	PART NUMBER
* GREY	AT06-12SA
BLACK	AT06-12SA-BLK
GREEN	AT06-12SA-GRN
BROWN	AT06-12SA-BRN

KEY-B CONFIGURATION	
COLOR	PART NUMBER
GREY	AT06-12SB-GRY
* BLACK	AT06-12SB
GREEN	AT06-12SB-GRN
BROWN	AT06-12SB-BRN

KEY-C CONFIGURATION	
COLOR	PART NUMBER
GREY	AT06-12SC-GRY
BLACK	AT06-12SC-BLK
* GREEN	AT06-12SC
BROWN	AT06-12SC-BRN

KEY-D CONFIGURATION	
COLOR	PART NUMBER
GREY	AT06-12SD-GRY
BLACK	AT06-12SD-BLK
GREEN	AT06-12SD-GRN
* BROWN	AT06-12SD

NOTE:

AN ASTERISK (\*) PLACED BEFORE THE COLOR DENOTES THE STANDARD MOLDED COLOR OF THE CONNECTORS SHOWN ABOVE.

OTHER COLORS SHOWN ARE AVAILABLE VIA SPECIAL ORDER.

REVISIONS					
REV	ECO	DESCRIPTION	DATE	BY	APPR
A4	-	UPDATED KEY B VIEW	15/MAY/23	HAILEY	TOMMY
A5	-	UPDATE DRAWING	07/MAY/25	LEO	TOMMY

QUANTITY	PART NUMBER	DESCRIPTION	ITEM												
<b>MATERIALS LIST</b>															
UNLESS OTHERWISE SPECIFIED: 1) All dimensions are in millimeters (inches). 2) Tolerances are as follows: 1. P/L DIMS: ±0.30   Holes: ±0.154 2. P/L DIMS: ±0.15   Angles: ±1° 3) Note reference to  for details.		<table border="1"> <tr> <th>REWORK TYPE</th> <th>DATE</th> </tr> <tr> <td>LED</td> <td>07MAY25</td> </tr> <tr> <td>CRON</td> <td>07MAY25</td> </tr> <tr> <td>ENGINEER</td> <td></td> </tr> <tr> <td>APPROVAL</td> <td>TOMMY 07MAY25</td> </tr> <tr> <td>CUSTOMER</td> <td></td> </tr> </table>	REWORK TYPE	DATE	LED	07MAY25	CRON	07MAY25	ENGINEER		APPROVAL	TOMMY 07MAY25	CUSTOMER		<p style="text-align: center;"><b>Amphenol</b></p> <p style="text-align: center;">Sine Systems - www.amphenol-sine.com 4474 Morley Drive Clinton Township, MI 48036</p> <p style="text-align: center;">PLUG, 12 SOCKET, AT SERIES, KEYED</p>
REWORK TYPE	DATE														
LED	07MAY25														
CRON	07MAY25														
ENGINEER															
APPROVAL	TOMMY 07MAY25														
CUSTOMER															
MATERIAL SPECIFICATIONS:		THIS DRAWING IS SUPPLIED FOR INFORMATION ONLY. DESIGN FEATURES, SPECIFICATIONS AND PERFORMANCE DATA, DIMENSIONS AND PERFORMANCE ARE THE PROPERTY OF THE SUPPLIER. COPIES OF THIS DRAWING ARE NOT TO BE MADE. ALL DIMENSIONS ARE SUBJECT TO NORMAL MANUFACTURING VARIATIONS.													
PROCESS SPECIFICATIONS:		<table border="1"> <tr> <th>SIZE</th> <th>TYPE</th> <th>DRG NO.</th> <th>REVISN</th> </tr> <tr> <td>B</td> <td>C-</td> <td>AT06-12SX-XXX</td> <td>A5</td> </tr> <tr> <td colspan="2">RECH: NONE</td> <td>Sheet</td> <td>2 of 2</td> </tr> </table>		SIZE	TYPE	DRG NO.	REVISN	B	C-	AT06-12SX-XXX	A5	RECH: NONE		Sheet	2 of 2
SIZE	TYPE	DRG NO.	REVISN												
B	C-	AT06-12SX-XXX	A5												
RECH: NONE		Sheet	2 of 2												
BEST COPY:															

TITLE

PLUG, 12 SOCKET, AT SERIES, KEYED

DRW NO.

AT06-12SX-XXX

REV. A5

SH. 2

OF 2