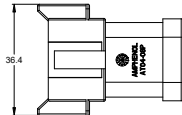
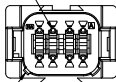


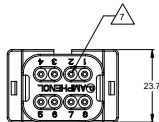
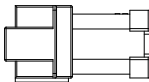
REVISIONS					
REV	ECO	DESCRIPTION	DATE	BY	APPR
A3	-	RELEASE NEW DRAWING FORMAT	03JAN14	JARRY	-
A4	-	REVISED IP RATINGS TO IP68/IP69 ADDED DATE CODE FEATURE	17DEC2025	JHEAD	DH



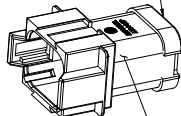
REQUIRES CONTACT  
RETENTION WEDGE AW8P



1 KEYWAY (2) PLACES



END CAP



1 REFER TO SHEET 2 FOR AVAILABLE  
CONNECTOR COLORS

NOTES: UNLESS OTHERWISE SPECIFIED

1 SEE SHEET 2 FOR KEY ARRANGEMENTS AND COLORS.

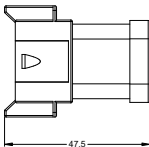
2. MATERIAL:  
HOUSING: THERMOPLASTIC  
SEAL: SILICONE RUBBER

3. MODIFICATIONS: END CAP

4. SPECIFICATIONS:  
4.1 CURRENT RATING: 13 AMPS  
4.2 OPERATING TEMPERATURE: -55°C TO +125°C  
4.3 DIELECTRIC WITHSTANDING VOLTAGE: LESS THAN 2 MILLIAMPS CURRENT LEAKAGE @ 1500 VOLTS AC.  
4.4 INSULATION RESISTANCE: 1000 MEGOHMS MIN @ 25°C.  
4.5 MOISTURE RESISTANCE: IP68 (1M OF WATER FOR A PERIOD OF 24 HOURS, MATED CONDITION) IP69K (MATED CONDITION)  
4.6 MATING CYCLE DURABILITY: 100 CYCLES  
4.7 RoHS COMPLIANT

5. MATING PART: AT06-08S\*X\* PLUG  
(X = A,B,C,D KEYS; \* = MODIFICATIONS AND COLORS)

6. ALL DIMENSIONS ARE FOR REFERENCE USE ONLY.



1 CONTACT SIZE AND REAR SEAL WIRE RANGE:

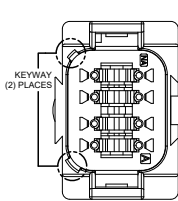
CONTACT SIZE	MIN. INSUL O.D.	MAX. INSUL O.D.	TYPICAL WIRE RANGE
16	2.24 mm (.088 in)	3.68 mm (.145 in)	14 - 20 AWG

QUANTITY	SEE SHEET 2 PART NUMBER	DESCRIPTION	ITEM

MATERIALS LIST			
UNLESS OTHERWISE SPECIFIED: 1) All dimensions are in millimeters. 2) Dimensions are as follows: 1 P.L. DEC: 45.30   Tolerances ±0.154 2 P.L. DEC: 45.30   Angles ±1° 3) Note reference = 1	DESIGNER: JARRY	DATE: 03JAN14	
	APPROVAL:		
	APPROVAL:		
MATERIAL SPECIFICATIONS:		THIS DRAWING IS SUPPLIED FOR INFORMATION ONLY. DESIGN FEATURES, SPECIFICATIONS AND PERFORMANCE DATA SHOWN HEREON ARE THE PROPERTY OF THE AMPHENOL CORPORATION. NO RIGHTS OF REPRODUCTION ARE GRANTED. ALL DIMENSIONS ARE SUBJECT TO NORMAL MANUFACTURING VARIATIONS.	
PROCESS SPECIFICATIONS:		SCALE: NONE	REVISED: NONE
NEXT ADV:		<p><b>Amphenol</b></p> <p>Sine Systems - www.amphenol-sine.com 44724 Morley Drive Clinton Township, MI 48036</p> <p>RECEPTACLE, 8 PIN, AT SERIES, KEYED, END CAP</p>	
		SIZE: B C-	REVISED: A4
		PART NUMBER: AT04-08PX-ECXXX	
		SHEET 1 OF 2	

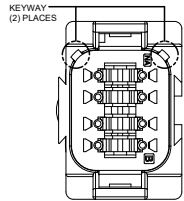
REVISIONS					
REV	ECO	DESCRIPTION	DATE	BY	APPR

P/N AT04-08PA-EC01  
KEY-A CONFIGURATION  
STANDARD COLOR: GREY



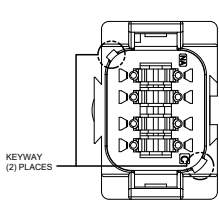
KEY-A CONFIGURATION	
COLOR	PART NUMBER
* GREY	AT04-08PA-EC01
BLACK	AT04-08PA-ECBLK
GREEN	AT04-08PA-ECGRN
BROWN	AT04-08PA-ECBRN

P/N AT04-08PB-EC01  
KEY-B CONFIGURATION  
STANDARD COLOR: BLACK



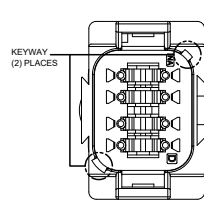
KEY-B CONFIGURATION	
COLOR	PART NUMBER
GREY	AT04-08PB-ECGRY
* BLACK	AT04-08PB-EC01
GREEN	AT04-08PB-ECGRN
BROWN	AT04-08PB-ECBRN

P/N AT04-08PC-EC01  
KEY-C CONFIGURATION  
STANDARD COLOR: GREEN



KEY-C CONFIGURATION	
COLOR	PART NUMBER
GREY	AT04-08PC-ECGRY
BLACK	AT04-08PC-ECBLK
* GREEN	AT04-08PC-EC01
BROWN	AT04-08PC-ECBRN

P/N AT04-08PD-EC01  
KEY-D CONFIGURATION  
STANDARD COLOR: BROWN



KEY-D CONFIGURATION	
COLOR	PART NUMBER
GREY	AT04-08PD-ECGRY
BLACK	AT04-08PD-ECBLK
GREEN	AT04-08PD-ECGRN
* BROWN	AT04-08PD-EC01

NOTE:

AN ASTERISKS ( \* ) PLACED BEFORE THE COLOR DENOTES THE STANDARD MOLDED COLOR OF THE CONNECTORS SHOWN ABOVE.

OTHER COLORS SHOWN ARE AVAILABLE VIA SPECIAL ORDER.

QUANTITY	PART NUMBER	DESCRIPTION	ITEM
<b>MATERIALS LIST</b>			
UNLESS OTHERWISE SPECIFIED: 1) All dimensions are in millimeters 2) Tolerances are as follows: 1 PL DEC ±0.30 2 PL DEC ±0.10 3 PL DEC ±0.08 3) Note reference		SPECIFICATION: J4703 DATE: 03JAN14 DRAWN: CHECKED: APPROVAL: REVISIONS: THIS DRAWING IS SUPPLIED FOR INFORMATION ONLY. DESIGN FEATURES, SPECIFICATIONS AND PERFORMANCE DATA INDICATED HEREIN ARE THE PROPERTY OF THE AMPHENOL CORPORATION. NO RIGHTS OR REPRESENTATIONS ARE IMPLIED. ALL DIMENSIONS ARE SUBJECT TO NORMAL MANUFACTURING VARIATIONS.	<div style="text-align: center;"> <h1>Amphenol</h1> <p>Sine Systems - www.amphenol-sine.com 44724 Morley Drive Clinton Township, MI 48038</p> </div> <p>RECEPTACLE, 8 PIN, AT SERIES, KEYPED, END CAP</p>
PROCESS SPECIFICATIONS:	TEST AXX:	SIZE: B C- TYPE: NONE SPEC: AT04-08PX-ECXXX SCALE: NONE	REV: A4 SHEET: 2 OF 2

TITLE: RECEPTACLE, 8 PIN, AT SERIES, KEYPED, END CAP  
DRAWN: AT04-08PX-ECXXX  
REV: A4  
SHEET: 2 OF 2