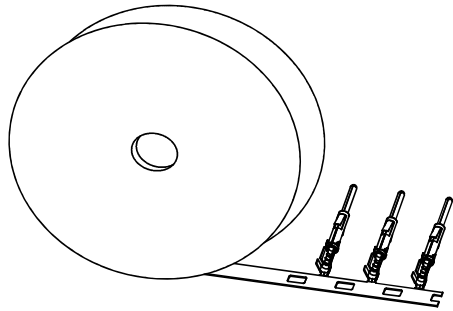
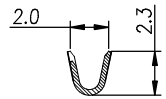


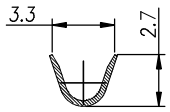
REVISIONS					
REV	ECO	DESCRIPTION	DATE	BY	APPR
B1	-	RELEASED DRAWING	JUN-18-2014	BEN	TOMMY



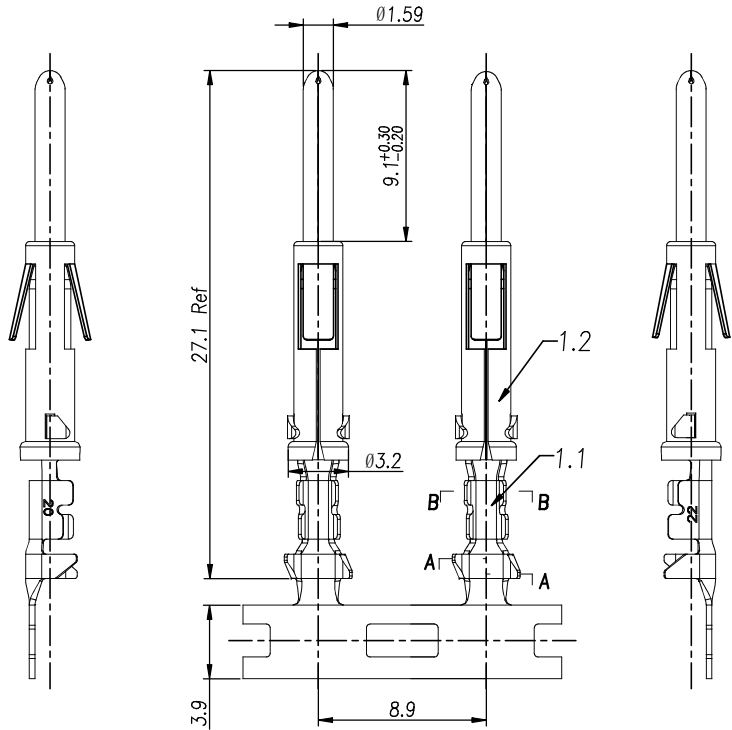
CONTACT ORIENTATION ON ROLL



SECTION B-B



SECTION A-A



**NOTES : (UNLESS OTHERWISE SPECIFIED)**

1. MATERIAL :
  - 1.1. CONTACT BODY : COPPER ALLOY.
  - 1.2. OUTER SPRING : STAINLESS STEEL.
2. SPECIFICATIONS :
  - 2.1 CURRENT RATING : 13A MAX.
  - 2.2 TERMINATION TYPE : CRIMPING.
  - 2.3 WIRE RANGE : 20~22AWG.
  - 2.4 WIRE INSULATION DIA(MAX) : Ø3.2mm.
3. ROHS COMPLIANT.
4. ALL DIMENSIONS ARE FOR REFERENCE USE ONLY.
5. AVAILABLE TOOLS :
  - 5.1 HAND CRIMPER : MFX-3954.
  - 5.2 CRIMP APPLICATOR : MFX-3957.
  - 5.3 EXTRACTION TOOL : QXRT16.

P/N	CONTACT PLATING(MATING AREA)
SP20M1T	TIN PLATING OVER NICKEL.
SP20M1F	GOLD FLASH PLATING OVER NICKEL.
SP20M1G10	10µ" GOLD PLATING OVER NICKEL.
SP20M1G15	15µ" GOLD PLATING OVER NICKEL.
SP20M1G30	30µ" GOLD PLATING OVER NICKEL.

QUANTITY	PART NUMBER	DESCRIPTION	ITEM
<b>MATERIALS LIST</b>			
<small>UNLESS OTHERWISE SPECIFIED</small> 1) All dimensions are in metric(mm). 2) Tolerances are as follows: 1 PL DEC ±0.30   Fractions ±1/64 2 PL DEC ±0.15   Angles ±1° 3 PL DEC ±0.08		SIGNATURES DRAWN: BEN CHECKED: ENGINEER: APPROVAL:	DATE JUN-18-2014
MATERIAL SPECIFICATIONS: THIS DRAWING IS SUPPLIED FOR INFORMATION ONLY. DESIGN FEATURES, SPECIFICATIONS AND PERFORMANCE DATA SHOWN HEREON ARE THE PROPERTY OF THE AMPHENOL CORPORATION. NO RIGHTS OF REPRODUCTION ARE IMPLIED. ALL DIMENSIONS ARE SUBJECT TO NORMAL MANUFACTURING VARIATIONS.		<p>Sine Systems - www.amphenol-sine.com 44724 Morley Drive Clinton Township, MI 48036</p>	
PROCESS SPECIFICATIONS: NEXT ASSY:		CUSTOMER: ECO-MATE, PIN CONTACT STAMPED, 20-22AWG, SIZE 16	SIZE: B C- SCALE: NONE DWG NO: SP20M1XX REVISION: B1 SHEET 1 OF 1

TITLE: ECO-MATE,PIN CONTACT, STAMPED,20-22AWG, SIZE 16  
 DWG NO: SP20M1XX  
 REV: B1  
 SH: 1  
 OF: 1