


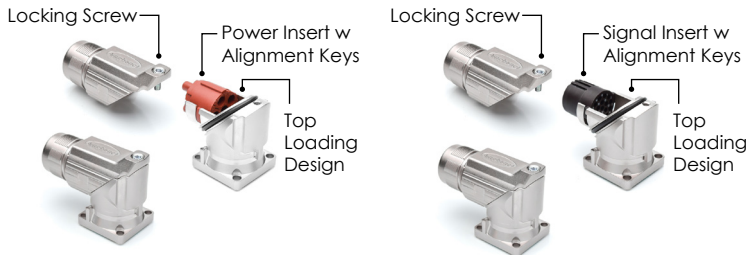
MG MOTIONGRADE™ M23 ELITE

Elite™ Single-Piece Housing, Compact Design with Checkmate™ Quick-Locking Coupling System

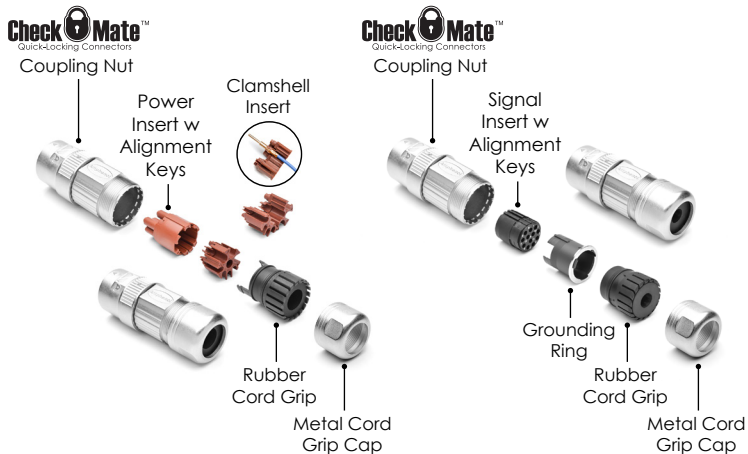


M23 Elite™ Checkmate™ 90° Receptacles

Available in two different flange sizes of 25.7 x 25.7mm & 28.0 X 28.0mm



M23 Elite™ Checkmate™ Plugs

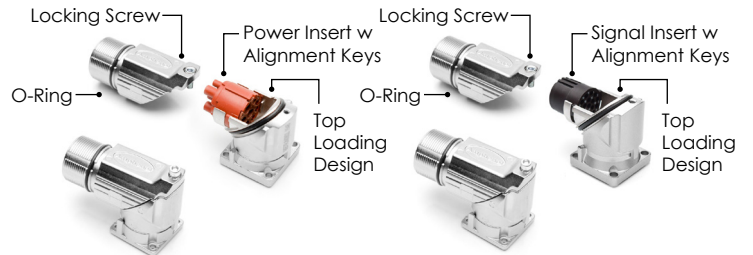


Elite™ Single-Piece Housing, Compact Design with Traditional Threaded Coupling System




M23 Elite™ Threaded 90° Receptacles

Available in two different flange sizes of 25.7 x 25.7mm & 28.0 X 28.0mm



M23 Elite™ Threaded Plugs



For more information, contact: Customer Service, +1 800 394 7732, csr@amphenol-sine.com